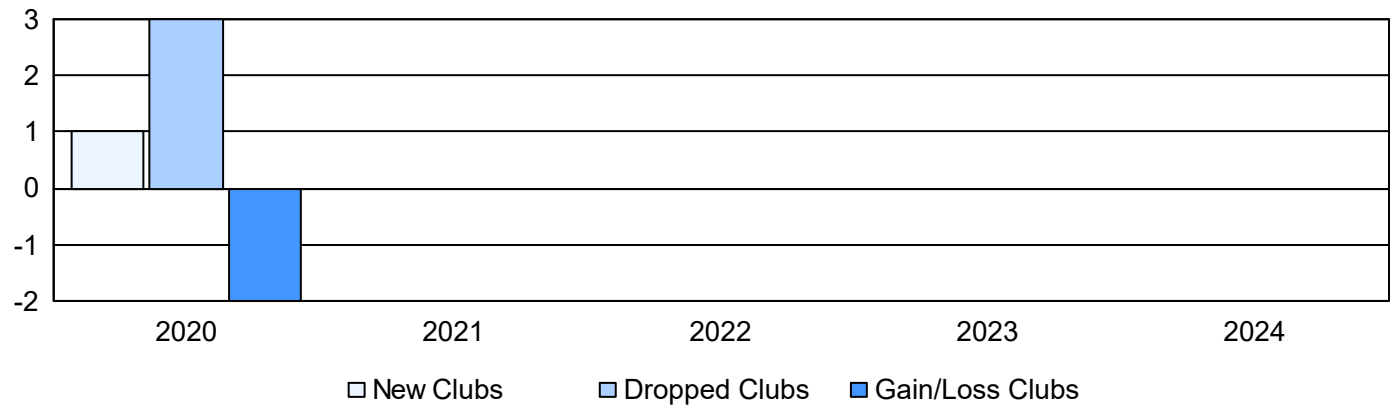
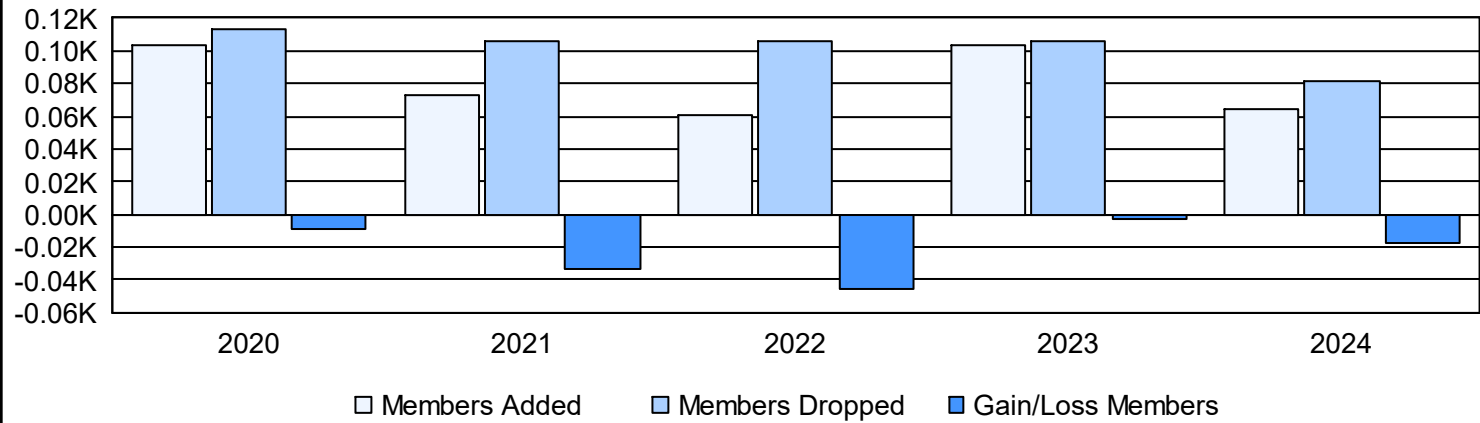


| Year      | New Clubs | Dropped Clubs | Gain/ Loss Clubs | New Members | Charter Members | Reinstate Members | Transfer Members | Total Member Added | Total Members Dropped | Gain/ Loss Members |
|-----------|-----------|---------------|------------------|-------------|-----------------|-------------------|------------------|--------------------|-----------------------|--------------------|
| 2019-2020 | 1         | 3             | -2               | 54          | 42              | 1                 | 7                | 104                | 113                   | -9                 |
| 2020-2021 | 0         | 0             | 0                | 55          | 3               | 0                 | 15               | 73                 | 106                   | -33                |
| 2021-2022 | 0         | 0             | 0                | 52          | 0               | 1                 | 8                | 61                 | 106                   | -45                |
| 2022-2023 | 0         | 0             | 0                | 87          | 3               | 3                 | 10               | 103                | 106                   | -3                 |
| 2023-2024 | 0         | 0             | 0                | 58          | 0               | 1                 | 5                | 64                 | 81                    | -17                |
| Average   | 0         | 1             | 0                | 61          | 10              | 1                 | 9                | 81                 | 102                   | -21                |

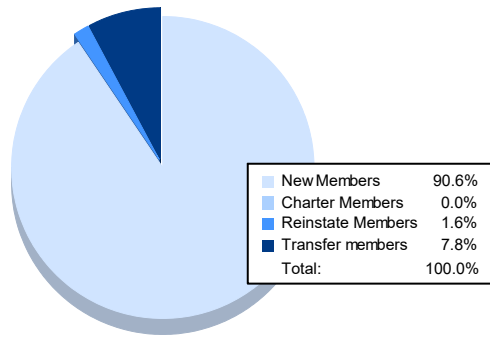
Clubs



Members



### Membership Composition June 2024 Cumulative



### Gender Composition June 2024 Cumulative

